

Federal Agency Statistics



**Central Ohio and West Virginia
Combined Federal Campaign**

	Donations	Employees	Donors	Participation %	Average per Capita	Average per Donor		Donations	Employees	Donors	Participation %	Average per Capita	Average per Donor
(1000+ employees)													
(OH) Chillicothe VA Medical Center	\$49,900	1373	286	20.8%	\$ 36	\$ 174	(OH) Federal Aviation Administration, Flight Standards - District Office	\$3,880	38	9	23.7%	\$ 102	\$ 431
(OH) Defense Finance & Accounting Service	\$274,701	2830	619	21.9%	\$ 97	\$ 444	(OH) Federal Highway Administration	\$10,417	31	11	35.5%	\$ 336	\$ 947
(OH) Defense Supply Center Columbus	\$353,068	2420	1028	42.5%	\$ 146	\$ 343	(OH) Federal Motor Carrier Safety Administration	\$2,314	12	5	41.7%	\$ 193	\$ 463
(OH) Department of Energy	\$5,105	1000	14	1.4%	\$ 5	\$ 365	(WV) General Services Administration	\$ 50	1	1	100.0%	\$ 50	\$ 50
(WV) Department of Treasury, Bureau of the Public Debt	\$133,598	2000	376	18.8%	\$ 67	\$ 355	(OH) Hopewell Culture National Park	\$ 546	8	4	50.0%	\$ 68	\$ 137
(WV) Department of Veterans Affairs, VA Medical Center	\$44,130	1265	378	29.9%	\$ 35	\$ 117	(OH) I - I Staff, Company L 3DBN 25th Marines	\$ 41	8	3	37.5%	\$ 5	\$ 14
(OH) Ohio Army National Guard – Adjutant Generals Dept.	\$35,176	4000	103	2.6%	\$ 9	\$ 342	(WV) Marshall University ROTC	\$ 50	4	1	25.0%	\$ 13	\$ 50
(OH) US Postal Service	\$317,779	6738	1666	24.7%	\$ 47	\$ 191	(OH) Navy/Marine Corps Operational Support Center/Reserve Center	\$1,049	22	12	54.5%	\$ 48	\$ 87
(300 - 999 employees)													
(OH) 121st Air Refueling Wing	\$30,942	351	96	27.4%	\$ 88	\$ 322	(OH) Office of Congresswoman Mary Jo Kilroy	\$1,218	10	10	100.0%	\$ 122	\$ 122
(OH) Chalmers P. Wylie VAOPC	\$41,625	830	143	17.2%	\$ 50	\$ 291	(OH) OSU ROTC - Air Force	\$1,340	19	3	15.8%	\$ 71	\$ 447
(OH) Defense Information Systems Agency	\$33,873	331	104	31.4%	\$ 102	\$ 326	(OH) OSU ROTC - Army	\$ 804	12	4	33.3%	\$ 67	\$ 201
(OH) Navy Recruiting District Ohio	\$16,727	300	132	44.0%	\$ 56	\$ 127	(OH) OSU ROTC - Navy	\$2,264	31	9	29.0%	\$ 73	\$ 252
(OH) Transportation Security Administration	\$16,622	300	54	18.0%	\$ 55	\$ 308	(OH) SSA – Area Director	\$2,834	28	3	10.7%	\$ 101	\$ 945
(WV) US Army Corps of Engineers	\$34,222	635	82	12.9%	\$ 54	\$ 417	(WV) SSA - Cabell Co.	\$2,324	27	11	40.7%	\$ 86	\$ 211
(100 - 299 employees)													
(OH) 562 Combat Sustainment Group	\$33,703	130	65	50.0%	\$ 259	\$ 519	(OH) SSA - Downtown District Office	\$2,587	30	5	16.7%	\$ 86	\$ 517
(OH) Army Recruiting Battalion Columbus	\$3,171	235	22	9.4%	\$ 13	\$ 144	(OH) SSA - East Branch	\$2,404	32	6	18.8%	\$ 75	\$ 401
(OH) Bricker Building/General Fund	\$ 90	n/a	0	n/a	n/a	n/a	(OH) SSA - Fairfield Co.	\$1,400	13	3	23.1%	\$ 108	\$ 467
(WV) Dept. of Veteran's Affairs - Regional Office	\$27,780	211	117	55.5%	\$ 132	\$ 237	(OH) SSA - Gallia Co.	\$2,106	12	11	91.7%	\$ 176	\$ 191
(OH) DLA Human Resources Center	\$31,752	170	92	54.1%	\$ 187	\$ 345	(OH) SSA - Guernsey/Noble Co.	\$ 380	7	3	42.9%	\$ 54	\$ 127
(OH) DLA Human Resources Customer Support	\$29,153	100	57	57.0%	\$ 292	\$ 511	(OH) SSA - Lawrence Co.	\$1,794	10	8	80.0%	\$ 179	\$ 224
(OH) DLA Training Center	\$20,991	101	41	40.6%	\$ 208	\$ 512	(OH) SSA - Licking Co.	\$1,125	19	3	15.8%	\$ 59	\$ 375
(OH) Internal Revenue Service	\$9,206	100	20	20.0%	\$ 92	\$ 460	(OH) SSA - Marion Co.	\$3,914	18	13	72.2%	\$ 217	\$ 301
(50 - 99 employees)													
(OH) 3-338 Infantry (Training Support)	\$ 23	73	5	6.8%	\$	\$ 5	(OH) SSA - Muskingum Co.	\$1,300	21	1	4.8%	\$ 62	\$ 1,300
(OH) 643rd Area Support Group	\$2,987	50	43	86.0%	\$ 60	\$ 69	(OH) SSA - North Branch	\$2,851	26	9	34.6%	\$ 110	\$ 317
(OH) Defense Industrial Security Clearance Office	\$13,764	90	33	36.7%	\$ 153	\$ 417	(OH) SSA - Ross Co.	\$1,567	27	42	155.6%	\$ 58	\$ 37
(OH) Federal Aviation Administration, CMH Air Traffic Control Tower	\$4,940	66	4	6.1%	\$ 75	\$ 1,235	(OH) SSA - West Branch	\$ 597	31	4	12.9%	\$ 19	\$ 149
(OH) SSA – Office of Disability, Adjudication and Review	\$18,114	65	40	61.5%	\$ 279	\$ 453	(WV) SSA - Wood Co	\$ 995	23	8	34.8%	\$ 43	\$ 124
(WV) SSA - Office of Disability, Adjudication and Review	\$4,212	56	4	7.1%	\$ 75	\$ 1,053	(WV) United States Magistrate	\$ 650	3	2	66.7%	\$ 217	\$ 325
(OH) US Attorney's Office	\$4,290	57	7	12.3%	\$ 75	\$ 613	(OH) US Citizenship and Immigration Services - Columbus Sub-office	\$ 751	40	5	12.5%	\$ 19	\$ 150
(OH) US Bankruptcy Court	\$1,040	54	1	1.9%	\$ 19	\$ 1,040	(WV) US Coast Guard Marine Safety Unit	\$ 646	38	7	18.4%	\$ 17	\$ 92
(OH) US Department of Housing and Urban Dev.	\$4,448	95	8	8.4%	\$ 47	\$ 556	(OH) US Customs & Border Protection	\$ 840	12	4	33.3%	\$ 70	\$ 210
(OH) US District Court, Clerk's Office	\$6,132	75	9	12.0%	\$ 82	\$ 681	(OH) US Customs Immigration - Office of Investigations	\$1,300	16	1	6.3%	\$ 81	\$ 1,300
(OH) US Geological Survey, Ohio Water Science Center	\$14,490	63	35	55.6%	\$ 230	\$ 414	(OH) US Department of Interior - Office of Surface Mining	\$2,688	5	4	80.0%	\$ 538	\$ 672
(OH) USDA Rural Development	\$6,908	78	24	30.8%	\$ 89	\$ 288	(OH) US Department of Justice - Office of US Trustee	\$2,161	17	10	58.8%	\$ 127	\$ 216
(OH) Wayne National Forest	\$4,620	80	6	7.5%	\$ 58	\$ 770	(OH) US Department of Labor - Black Lung Program	\$8,580	16	11	68.8%	\$ 536	\$ 780
(1 - 49 employees)													
(OH) 307th Medical Group	\$1,620	20	7	35.0%	\$ 81	\$ 231	(OH) US Department of Labor - ESA - OFCCP	\$ 130	6	1	16.7%	\$ 22	\$ 130
(OH) Bureau of Alcohol, Tobacco, Firearms & Explosives	\$ 711	13	3	23.1%	\$ 55	\$ 237	(OH) US Department of Labor - OSHA	\$6,674	23	16	69.6%	\$ 290	\$ 417
(OH) Columbus MEPS	\$4,150	45	14	31.1%	\$ 92	\$ 296	(OH) US Department of Labor - Wage & Hour	\$1,810	12	8	66.7%	\$ 151	\$ 226
(OH) Comptroller of the Currency	\$1,715	15	4	26.7%	\$ 114	\$ 429	(OH) US DHHS OIG Audit	\$ 741	13	5	38.5%	\$ 57	\$ 148
(OH) Defense Contract Management Agency – IT Center	\$4,144	35	7	20.0%	\$ 118	\$ 592	(OH) US Fish & Wildlife Service	\$ 780	15	4	26.7%	\$ 52	\$ 195
(OH) Defense Contract Management Agency – Ohio River Valley	\$2,050	16	5	31.3%	\$ 128	\$ 410	(OH) US General Services Administration	\$1,750	9	7	77.8%	\$ 194	\$ 250
(OH) Department of Defense Office of Hearings & Appeals	\$9,461	28	16	57.1%	\$ 338	\$ 591	(OH) US Government Printing Procurement Office	\$2,082	11	6	54.5%	\$ 189	\$ 347
(OH) Department of Defense Office of Inspector General	\$14,196	39	18	46.2%	\$ 364	\$ 789	(OH) US Marshals Service	\$3,278	18	8	44.4%	\$ 182	\$ 410
(OH) Drug Enforcement Administration	\$ 441	18	4	22.2%	\$ 25	\$ 110	(OH) US Office of Inspector General, Health and Human Services, Office of Investigations	\$ 740	20	7	35.0%	\$ 37	\$ 106
(OH) Federal Aviation Administration, Columbus SSC	\$9,278	21	16	76.2%	\$ 442	\$ 580	(WV) US Railroad Retirement Board	\$ 260	6	2	33.3%	\$ 43	\$ 130
							(OH) US Small Business Administration	\$8,917	13	10	76.9%	\$ 686	\$ 892
							(OH) USDA APHIS Plant Protection & Quarantine	\$ 498	14	2	14.3%	\$ 36	\$ 249
							(OH) USDA APHIS Veterinary Services	\$1,270	20	3	15.0%	\$ 64	\$ 423
							(OH) USDA APHIS Wildlife Services	\$ 100	12	1	8.3%	\$ 8	\$ 100
							(OH) USDA ARS Soil Drainage Research	\$1,976	16	6	37.5%	\$ 124	\$ 329
							(OH) USDA Farm Service Agency	\$3,519	24	24	100.0%	\$ 147	\$ 147
							(OH) USDA Food & Nutrition Service	\$ 485	4	4	100.0%	\$ 121	\$ 121
							(OH) USDA National Agricultural Statistics Service, Ohio Field Office	\$5,444	16	13	81.3%	\$ 340	\$ 419
							(OH) USDA Natural Resources Conservation Service	\$3,846	42	17	40.5%	\$ 92	\$ 226
							(OH) USDA Office of General Counsel	\$2,314	4	4	100.0%	\$ 579	\$ 579
							(OH) USDA Office of Inspector General - Audit	\$ 554	7	4	57.1%	\$ 79	\$ 139
							GRAND TOTAL	\$1,793,981	27836	6206	22.3%	\$ 65	\$ 289



Caring for a Better Tomorrow

2009 Annual Report

360 S. Third St.
Columbus, OH 43215
1.800.279.9714, ext. 2
614.227.5751

www.heartofohiocfc.org

2009 Designations

Local Organizations

Community Health Charities of Ohio	\$96,306
Community Shares of Mid Ohio	\$62,890
EarthShare Ohio	\$16,536
United Way of Central Ohio	\$206,302
United Way of Fairfield County	\$18,480
United Way of Clark, Champaign and Madison Counties	\$3,825
Local Independent Agencies	\$334,106
Local Organizations Total	\$738,445

National Organizations

Aging and Disabilities Charities	\$ 723
AIDS Global Action	\$1,245
American Red Cross-National HQ	\$23,822
America's Charities	\$43,563
Animal Charities of America	\$66,025
The Arts Federation	\$ 175
CancerCure of America	\$39,355
Children First - America's Charities	\$24,286
Children's Charities Of America	\$37,645
Children's Medical Charities of America	\$25,165
Christian Charities USA	\$34,104
Christian Service Charities	\$65,300
Community Health Charities	\$128,948
Conservation & Preservation Charities	\$15,785
Earth Share	\$25,830
Educate America!	\$2,945
Health & Medical Research Charities	\$64,087
Health First - America's Charities	\$8,282
Hispanic United Fund	\$2,244
Human & Civil Rights Organizations	\$2,540
Human Care Charities of America	\$12,690
Human Service Charities of America	\$5,750
Jewish Charities of America	\$4,122
Medical Research Charities	\$24,312
Mental Health Organizations of America	\$2,740
Military, Veterans & Patriotic Service	\$66,786
National Black United Federation	\$6,181
Peace and Reconciliation Charities	\$ 514
Sports Charities USA	\$2,680
USO World Headquarters	\$10,855
Wild Animals Worldwide	\$3,340
Women, Children and Family Service Charities	\$11,052
National Independent Agencies	\$82,777
National Organizations Total	\$845,868

International Organizations

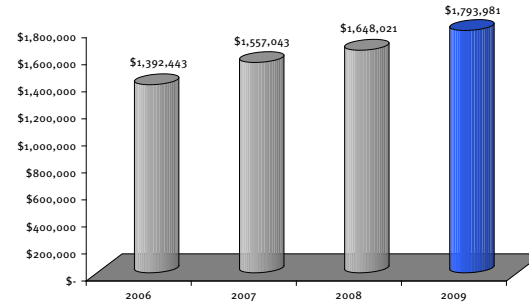
Aid for Africa	\$6,966
Child Aid International	\$2,997
Do Unto Others: America's Emergency, Relief Fund	\$21,366
Global Impact	\$42,340
Israel Fund, Inc.	\$3,677
Latin American Fund, Inc.	\$2,666
International Independent Agencies	\$16,632
International Undesignated	\$ 0
International Organizations Total	\$96,643

Undesignated \$113,025

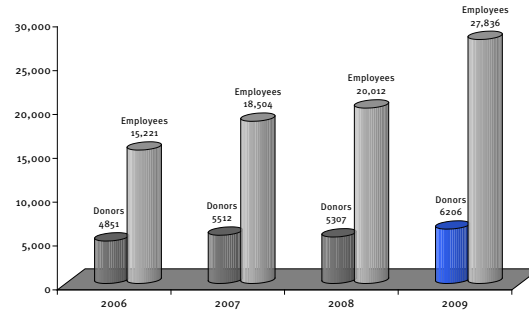
GRAND TOTAL \$1,793,981

Campaign History

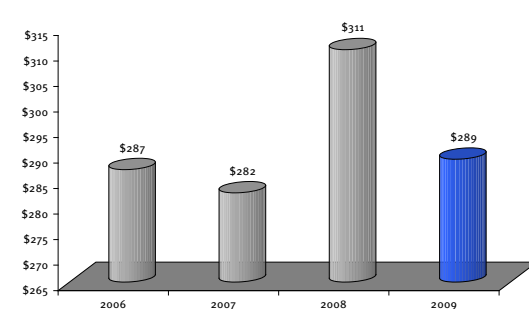
Dollars Raised



Donors



Average Annual Donation



Thank You GEICO for their generous, continued sponsorship of the Central Ohio and West Virginia CFC!

BG Thomas Richardson, USA
Campaign Chairman
Defense Supply Center Columbus

Local Federal Coordinating Committee

Wallace, Bob (Chairman)
Defense Supply Center Columbus

Bryant, Joyce (Co-Chairwoman)
Defense Supply Center Columbus

Armstrong, Alexis
US Office of Inspector General,
Health and Human Services,
Office of Investigations

Bennett, Karen
Department of Defense
Office of Inspector General

Campbell, Phyllis
Retiree

Cash, Thomas
US Postal Service

Crow, Jennifer
Department of Treasury,
Bureau of the Public Debt

Downey, Chuck
USDA National Agricultural Statistics
Service, Ohio Field Office

Fasching, Carletha
USDA, Farm Service Agency

Grabowsky, David
Chillicothe VA Medical Center

Gray, PS2 Daniel
Navy/Marine Corps Operational Support
Center/Reserve Center

Holt, Jerry
US Department of Labor - Black Lung
Program

Houston, Philippa
Defense Finance & Accounting Service

Hout, Leah
Defense Supply Center Columbus

Loaned Executives
Hawthorne, Vicki
Defense Supply Center Columbus

Johns, Tammy
Defense Finance and Accounting Service

Nelson, Randy
United States Postal Service

Parenti, Kregg
Veterans Administration Medical Center - Huntington, WV

PCFO
Cooper, Lacy Campaign Associate
McCalla, Tamara Campaign Manager

Jennings, Katina
Defense Industrial Security Clearance
Office

Lenavitt, Mark Todd
Chalmers P. Wylie VAOPC

Link, Michael
SSA - Downtown District Office

McGeachy, Adrienne
Defense Supply Center Columbus

Plants, Carolyn
US Army Corps of Engineers

Roberts, Barry
Chalmers P. Wylie VAOPC

Schmitt, CMSgt John
121st Air Refueling Wing

Seiler, Edward
Veterans Administration Medical Center,
Huntington, WV

Silowski, Chester
Internal Revenue Service

Smith, Pamela
Veterans Administration Medical Center,
Huntington

Stokes, Jackie
Internal Revenue Service

Stoll, Michael
562 Combat Sustainment Group

Varias, CDR Michael
Navy/Marine Corps Operational Support
Center/Reserve Center

White, Wesley
US Postal Service